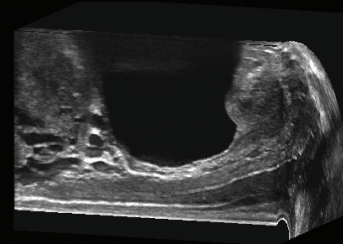
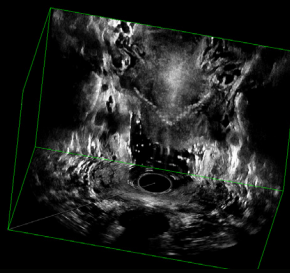
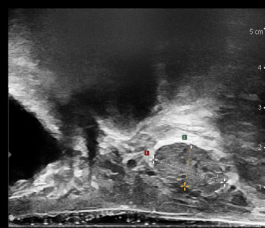
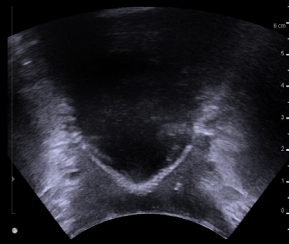


Pelvic Floor and Anorectal Ultrasound Masterclass

Hands-on workshop, weekend 18 - 19 July 2020



Directors: Abdul H Sultan MD FRCOG
Ranee Thakar MD FRCOG

Venue: Croydon University Hospital,
Croydon, Surrey, UK CR7 7YE

Date: Saturday 18th and Sunday 19th of July 2020

Time: 08:30 to 18:00 (July 18th, 2020)
09:00 to 16:30 (July 19th, 2020)

Cost: £500 for two days

Faculty:
Prof. Pawel Wieczorek, Radiologist, Lublin, Poland
Prof. Giulio Santoro, Consultant Colorectal
Surgeon, Treviso, Italy

Dr. Kandice Wong, Urogynaecology Subspecialty
Trainee

Wendy Ness, Colorectal Nurse Specialist

Dr. Ola Stankiewicz, Consultant Radiologist,
Sheffield

Dr Joanna Roper, Research Fellow

Dr Adanna Okeahialam, Research Fellow

Dr. Isabelle vanGruting, Amsterdam, Netherlands

Registration: www.perineum.net

Please Contact:

Michelle Lawrence, Orchid Suite
Croydon University Hospital
530 London Road, Croydon, Surrey, UK, CR7 7YE
Phone: 0044 (0)737 675 6280
E-Mail: michellelawrence1@nhs.net

Saturday, July 18 2020 Programme

08:15	Registration and coffee
08:45	Introduction <i>Abdul Sultan</i>
09:00	Applied anatomy of the pelvic floor and anal sphincter <i>Ranee Thakar</i>
09:30	Ultrasound physics made easy <i>Pawel Wieczorek</i>
09:45	Which probe for which compartment? <i>Giulio Santoro</i>
10:00	Discussion
10:15	Coffee
10:30	Sonographic anatomy of the pelvic floor <i>Giulio Santoro</i>
11:00	Bladder and urethra <i>Pawel Wieczorek</i>
11:30	Posterior vaginal wall, rectum and levator ani injuries <i>Giulio Santoro</i>
12:00	Demonstration of image manipulation <i>Ranee Thakar</i>
12:15	Discussion
12:30	Lunch
13:15	Live demonstration Hands-on experience on computers Image acquisition Image interpretation <i>Faculty</i>
15:30	Coffee
15:45	Case-based discussions
18:00	End

bk medical

BK Medical (UK)

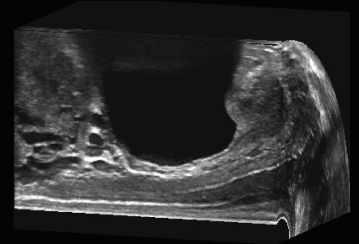
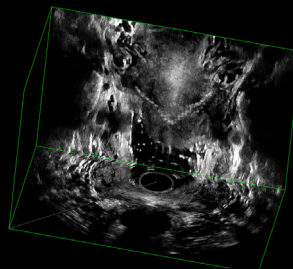
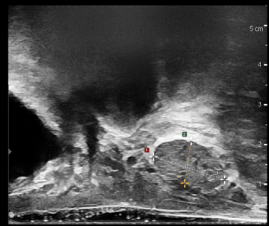
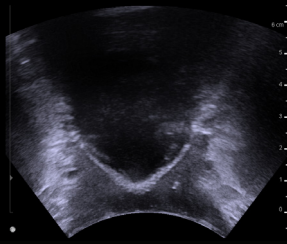
Unit 67
East Portway Industrial Estate, Caxton Close, Andover, SP10
3FG
United Kingdom

Tel: +44 1582 433 710

bkmedical.com

Pelvic Floor and Anorectal Ultrasound Masterclass

Hands-on workshop, weekend 18 - 19 July 2020

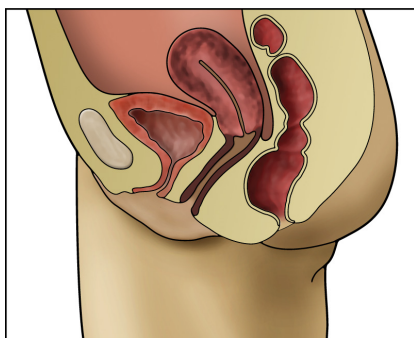


Description

Obstetric trauma is a major cause of faecal incontinence in women, and anal endosonography is an established gold standard in the diagnosis of sphincter defects. Abdul Sultan and Raneer Thakar are consultant urogynaecologists who are internationally renowned as experts in obstetric trauma and work closely with colorectal surgeons. They currently run international hands-on workshops on perineal and anal sphincter trauma (www.perineum.net).

This workshop aims to provide skills in all aspects of pelvic floor and anal endosonography that would interest the novice as well as the more experienced. The faculty comprises of international experts Professor Pawel Wieczorek, Radiologist, Lublin, Poland and Professor Giulio Santoro, Consultant Colorectal Surgeon, Treviso, Italy.

The programme will be comprehensive, encompassing a global perspective to pelvic floor trauma and includes levator injuries, rectoceles, cystoceles, obstructed defaecation, urinary and anal incontinence. Live demonstrations are planned, and delegates will be given an opportunity to develop hands-on experience on image acquisition and interpretation.



Sunday, July 19 2020 Programme

08:30	Registration
09:00	Introduction <i>Raneer Thakar</i>
09:15	Imaging techniques - endoanal, transperineal, and endovaginal <i>Raneer Thakar</i>
09:35	Anorectal physiology and validation of ultrasound images <i>Abdul Sultan</i>
09:55	Anorectal investigations <i>Abdul Sultan</i>
10:15	Discussion
10:30	Coffee
10:45	Diagnosis and clinical application of anal ultrasound <i>Abdul Sultan</i>
11:15	Live scan demonstration Hands-on experience on models Image acquisition Image interpretation <i>Faculty</i>
13:00	Lunch
13:45	Cased-based discussions of scanned patients. Management of anal incontinence – conservative and surgical including sacral nerve modulation and posterior tibial nerve stimulation. Management of subsequent pregnancies after obstetric anal sphincter injuries.
16:30	Certificates issued via online accounts at www.perineum.net